

About Us

We design and produce a wide range of specialist medical devices and dental equipment for handling patients with special needs used by dentists, orthodontists, ENT and maxillofacial surgeons and eye specialists across the world.

We are special
care innovators.



We have established ourselves as a global leader in innovative, specialist medical equipment and have gone from strength to strength by manufacturing and installing the highest quality products in dental practices all over the world.

All products we work on are fully tested and individually certificated in conformance with the strictest international standards. We also insist that all equipment is manufactured within our own factories. Design Specific fully supports skills training and has an active apprentice scheme.

Our products are very practical, easy to use and are fully capable of taking a full range of patients from children to bariatric adults. They are the only wheelchair recliners that can be folded to reduce floor space.

The global reach of our products has benefited organisations across the world who have installed and utilised our innovative equipment to great effect.

Here's just a few of the organisations that we're proud to of worked with...



Guaranteed quality every time

Our quality guarantee is simple. It is to provide products and services which consistently meet and exceed the needs and expectations of our customers.

We are continually introducing innovative new products and ideas to continue this trend and define what is possible. We also ensure this aligns with our customer's expressed requirements and needs.

With many years of experience behind us, our staff have a unique insight into the requirements of the disability dentistry industry. As a result, our services extend well beyond just the supply of equipment. We also offer consultancy services, turnkey clinic design and installation as well as bespoke product design.


What makes us a global leader?

All products are meticulously designed in our own factory where both quality control and production processes have been rigorously tested and comply with ISO 9001 and FDA standards.

Having spent the last two decades developing our own products, you can be sure that they all come with the highest safety and reliability promise. We do not compromise on either the safety, quality or comfort of our equipment giving both the patient and practitioner piece of mind.

We have defined our business on being customer centric. This means we put the customer at the centre of everything we do. We are proud of our reputation and for the high levels of service and integrity this brings.





Compact Wheelchair Recliner


An innovative platform that allows patients to receive treatment whilst still seated in their own wheelchair.

Compact Wheelchair Recliner

A dignified, convenient and compliant solution for the treatment of wheelchair patients - the Compact Wheelchair Recliner is our best selling product.

**Want to try
before you buy?**

Experience our Compact Wheelchair Recliner before you commit yourself to a purchase. Call us on +1-302-353-4550 to find out more.



Convenient and comfortable

The Compact Wheelchair Recliner is designed to assist in the treatment of patients who are confined to their wheelchairs and can accommodate both manual and powered varieties. Treatment takes place whilst the clinical staff are seated making both movement and convenience very easy to achieve. When reclined it places the patient's head in a position that enhances the comfort of both the staff and patient.

Simple and quick to setup

The product is simple and quick to setup in a couple of minutes and negates the use for hoists - this makes the experience for the patient more dignified and safer for both the patient and surgeon. The speedy installation provides the ability for a significantly greater number of patients to be treated in the same period due to the time saved.



The perfect saving space solution

The design has been made to meet the requirements of any small storage space, with excellent functionality and ease of positioning by hand with its integrated compressor. Due to the internal rechargeable power supply, there is no need during operation for any external supply either, leaving the area surrounding the recliner uncluttered.

Compliant yet customisable


The recliner has been engineered to medical standards using aerospace alloys and stainless steel. All components are selected for their quality and reliability. The Compact Wheelchair Recliner upholstery is available in a variety of colours to suit individual customer preferences.





Key features of the Compact Wheelchair Recliner

- Fully adjustable backrest to accommodate almost all types of manual and electric wheelchairs
- Open fronted with a wide entrance for easy wheelchair positioning
- Rises on ball castors for easy movement
- Can be folded away for easy storage
- Lowered to the floor during treatment for stability and to eliminate floor damage

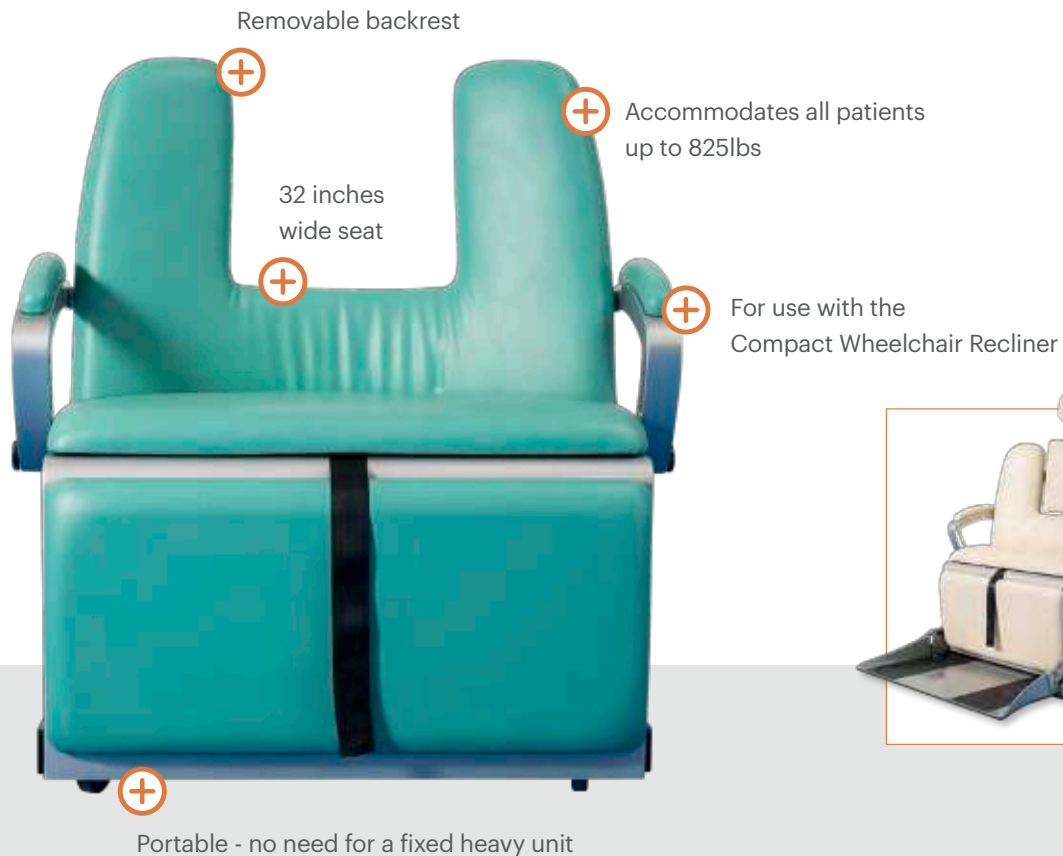


Bariatric Bench

A removable seat that can be added to the Compact Wheelchair Recliner, to change the platform into a wide dental couch.

Bariatric Bench

The Bariatric Bench is for heavier patients who are able to walk but cannot be accommodated on conventional dental chairs due to their weight or size.



Bariatric treatment made easy

The Bariatric Bench is an extremely versatile addition to your clinic when used in conjunction with a compact platform. The Bench is a well-constructed and robust solution, allowing you to treat bariatric patients without the need for cumbersome industrial fixings or components.

Efficient use of space

Designed to be an innovative solution for the provision of bariatric facilities, combining the heavy lifting capabilities of the Compact Wheelchair Recliner with the need for economic use of space. The bench can be stored on the platform ensuring that it takes up the minimum of floor space.

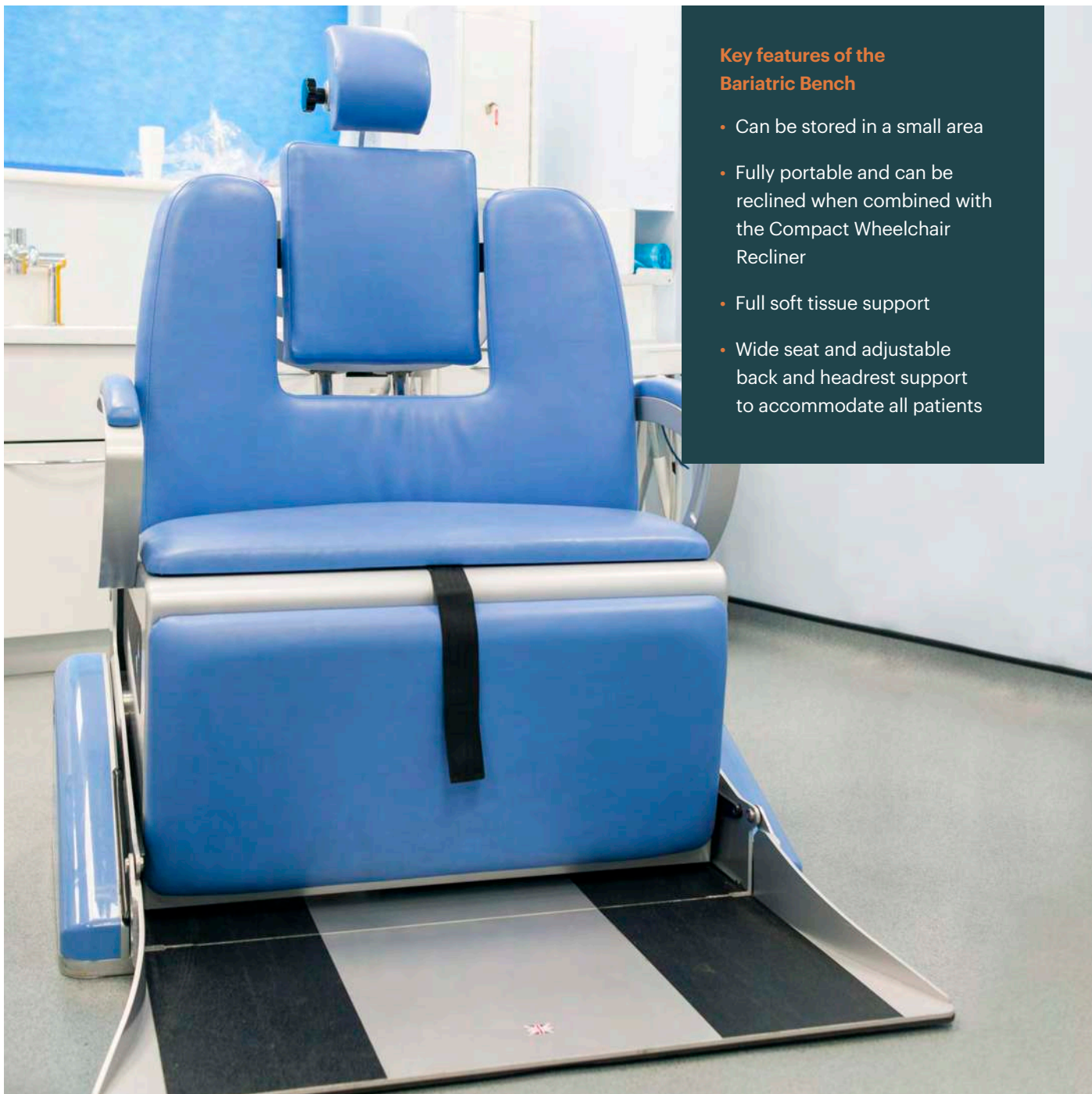
Portable capabilities

The Bariatric Bench is very easy to position onto the Compact Wheelchair Recliner and then fix in place - it can just as easily be removed and stored when not being used.




Bariatric Podiatry Bench

The Bariatric Podiatry Bench is very easy to slide into position on the Compact Wheelchair Recliner and it is equally as easy to remove and store it when not being used. The leg rests are motorised for ease of positioning the patients leg and foot with deep cushioning.



Key features of the Bariatric Bench

- Can be stored in a small area
- Fully portable and can be reclined when combined with the Compact Wheelchair Recliner
- Full soft tissue support
- Wide seat and adjustable back and headrest support to accommodate all patients



Universal Headrest

An accessory to our dental chairs, designed for more difficult cases where the head of the patient is not presented centrally.

Universal Headrest

Easily interchangeable and designed to provide robust yet comfortable head and neck support.



Engineered to deliver support

The Universal Headrest is perfect for patients with postures that place the head to one side or with spinal problems such as Kyphosis that result in the head not being in alignment with the spine making treatment with a central head support impossible.

Customisable comfort

The upholstered headrest can be moved sideways to a suitable position for the patient and then be rotated to orientate the cushion for best support. The headrest pad has a profiled surface to give full support to both head and neck - this is seen as most important in this especially compromised group of patients.

Interchangeable construction

Innovative design and construction means that the Universal Headrest can easily be interchanged with the Standard Headrest, giving you the flexibility you need when treating different patients.

Versatile lateral positioning

The Universal Headrest is able to adopt any angle by virtue of its universally jointed headrest pad and take up any lateral position by sliding the headrest along a curved support bar. When adjusted to the correct position it can be locked in place giving maximum support.




Universal Headrest



Standard Headrest


Key features of the Universal Headrest

- Seamlessly integrated to the Compact Wheelchair Recliner
- Makes almost impossible patient cases treatable
- Uses the profiled head and neck support headrest cushion
- Full lateral motion possible
- Easily operated thumb screws to lock all moving parts in position



**Want to arrange
a demonstration?**

Call us on
+1-302-353-4550 to arrange
a free comprehensive
demonstration of our
Universal Headrest.



Bariatric Treatment Chair

A comprehensive solution for the treatment
of both bariatric and average weight patients
in the dentistry, ENT and podiatry sectors.

Bariatric Treatment Chair

The Bariatric Treatment Chair should act as the cornerstone to every clinic. It includes features that make treating patients with different requirements possible.



The complete bariatric chair solution

The Bariatric Treatment Chair is an innovative solution in the treatment of bariatric and non-bariatric patients alike. It includes many original features to enhance treatment, handling and comfort for both clinical staff and patients.

Well considered design

The design of equipment for bariatric patients demands special consideration, as generally their movement is more restricted. Therefore, when reclining the backrest, the headrest position remains consistent so that optimal support can be achieved for all patient. The leg rest extends when raised, to avoid the patient sliding between leg and cushions.

Convenient low seated position

The low seat height of 20 inches makes it easy for all patients to be seated and the unique side mounted powerful hydraulic rams can raise the seat to 40 inches for standing treatment. The strong integral support arms can be used as a full load support and assist in patient movement.

Stress tested for every eventuality

The Bariatric Treatment Chair has been tested to 1000lbs (454kg) and has a seat width of 32 inches for larger patients. It is also a good option for average patients and for children when a child seat is used. All major joints are of welded steel construction, so this robust chair can withstand even the utmost weight demands.



Easy to operate and control


The design includes a radio remote control, foot switches and fixed switches on the unit to give the greatest flexibility of use. The Bariatric Treatment Chair can be raised on integral ball castors for movement within the surgery space or into other areas and can be rotated on ball castors to achieve the optimum operating position.



Key features of the Bariatric Treatment Chair

- Backrest height adjustment means optimal support can be achieved for all patient heights
- Low seat height of 20 inches and 32 inches width
- Unique side mounted powerful hydraulic rams can raise the seat to 40 inches for standing treatment.
- Foot switch, fixed buttons and radio remote
- Hydraulic drive on vertical movement and electrical linear drives on all others





Shifter Base

The Shifter Base transforms fixed dental chairs into mobile versions and creates a flexible space for normal and special needs work.

Shifter Base

When dealing with disabled or obese patients the space surrounding a fixed conventional chair is always limited making good access difficult. The Shifter Base solves this problem.



Transforming clinic space quickly and easily

As a solution that allows quick transformation and utilisation of clinic space, the Shifter Base should be a cornerstone asset of any dental surgery. Once installed, the base permits a seamless transition between a variety of chairs and reclining platforms that will transform your clinic environment quickly and easily. It allows you to maximise your working area no matter what the patient's requirements.



Engineered to perfection

Our expert engineers have meticulously crafted the Shifter Base to create a product that not only performs exceptionally well, but can also be operated with absolute ease. Any chair that is utilised in conjunction with the base will benefit from the smooth gliding motion that the integrated roll on ball castors offer.

Making your assets work for you

It is unlikely that there will be a sufficient flow of disabled and obese patients to fully occupy a dental surgery. Therefore, the quick transformation of a clinic space becomes important to give full utilisation. By fixing the Shifter Base to a freestanding chair it provides a solution to this problem and in turn you can make efficient use of expensive capital assets.






Interoperable and future-proof

The Shifter Base is fully capable of being used in tandem with a number of models of dental chair such as; the Adec 500, ADEC 1040, TAKAGI, Belmont Pro II and the Belmont Clare 050. The base is truly a future-proof product that will transform your surgery with its interoperable design.





Transport and Treatment Chair

An innovative product designed specifically
for both the transport and treatment of obese
patients in a comfortable manner.

The Transport and Treatment Chair

An effortless solution for transporting and treating heavier patients that combines comfort and practicality.



Transporting heavier patients with dignity

The Transport and Treatment Chair has been specifically designed to cater for the larger patient. Many heavy patients have real problems in walking even short distances and even when they reach a treatment clinic they have problems with the facilities provided. This product is the perfect solution to these issues.

Effortless movement with minimum fuss

The Transport and Treatment Chair is a Drive Assisted chair - it is able to recline for dental, podiatry and ophthalmic procedures and can also take a patient from the receiving bay through the treatments and back to the despatch bay without any manual handling. The seat is low to make access easy and both arm rests can be removed independently if required to make the transportation of the client even easier.

Light touch with one hand operation

The electric Motor Drive Assist makes moving heavier patients very easy as it gives the operator full control of the chair without too much effort. With the patient reclined it also provides an added sense of security during transport as well.

Deep upholstered for full body support

The Transport and Treatment Chair has fully profiled deep upholstery to give full body support and an electrically driven extendable leg rests.






Key features of the Transport and Treatment Chair

- Multifunctional for foot and head treatments
- Duplex castors for fingertip control and easy steering
- Reclines to 45 degrees
- Easy seating and standing position
- Seat width 40 inches and 32 inches to suit all patients
- Rigid sturdy and cushioned armrests for support

The technical details

- ✓ Fully compliant with the CE Medical Directive 93/42/EEC
- ✓ Fully compliant with EMC BS EN60601-1-2:2007 Medical standard
- ✓ Designed and made by Design Specific under ISO 7955QM8001





Further information

Get in contact with our expert team to
organise a no obligation consultation or demo.

International Distributors



USA

Design Specific US Inc. **(Delaware)**

John Walters
+1 302 353 4550
sales@designspecific.us.com
www.designspecific.us.com

Dentsply Sirona **(New York)**

Don Gronert
(216) 701-7425
don.gronert@dentsplysirona.com
www.dentsplysirona.com

Benco Dental Supply Co. **(Pennsylvania)**

Nicole Gilligan
(800) 462-3626
ngilligan@benco.com
www.benco.com



Canada

K-Dental (Ontario)

Steve Roll

+1 416. 579. 2122 / Toll: 800.455.3368
steve@k-dental.ca

New Zealand

Optima Healthcare Group (Auckland)

Phil Earl

+61 352746900 / +61 438410690
phil@optimahg.com.au
optimahg.co.nz

Dentsply Sirona (Auckland)

0800 DENTSPLY (33 68 77)
clientservicesnz@dentsplysirona.com
www.dentsplysirona.com

Henry Schein Shalfoon (Auckland)

Bruce Fowler

+64 9 927 4034 / +64 21 190 1371
bruce.fowler@henryschein.co.nz
www.henryschein.co.nz

Australia

Henry Schein Halas (Melbourne)

Clive Dodd

+61 1300 658 822
clive.dodd@henryschein.com.au

Hong Kong

Healthcare Medical Supplies Co. (Hong Kong)

Ben Kwok/ Carmen Lee

+852 2658 8885
healthcaremsc@yahoo.com

Singapore

Fondaco Pte Ltd (Pulau Ujong)

Daniel Koh

+65 6392 2806 / +65 9739 1700
daniel.koh@fondacosg.com

UAE

SWAN (Dubai)

Khaled Eissa

+971 5285 38713 / +971 043 699059
khaled.eissa@swanmedsupply.com

United Kingdom

Design Specific Ltd (East Sussex)

Simon Killick

+44 (0) 1273 813904
+44 (0) 7501 464703
sales@designspecific.co.uk
www.designspecific.co.uk

Ireland

Henry Schein Ireland (Dublin)

Pat Bolger

+353 (0) 1 456 5288
+353 (0) 86 2511762
pat.bolger@henryschein.com
www.henryschein.ie

Europe

Dentsply Sirona (Saltzburg)

Uta Schmidt

+43 662 2450 624
uta.schmidt@dentsplysirona.com
www.dentsplysirona.com

STED Servizi e Tecnologie Elettromedicali S.r.l. (Verona)

Roberto Tiozzo

045-9200320 / ++393489996288
roberto.tiozzo@sted-italia.com

We want you to be completely satisfied with your purchase - therefore we allow you to trial our products to also give you the piece of mind of having great exchange terms.

Experience before you implement

We are so confident that you will love our equipment that we let you trial our products before you commit. Our ‘experience before you implement’ approach has turned many organisations into life-long customers. This is the perfect opportunity to trial the latest in medical equipment with minimal initial commitment. Only available within the UK.

Replace & Recycle

If you have old equipment that you would like to replace or modernise, then our ‘replace and recycle’ service is the perfect solution. We offer an upgrade path from your existing setup to a state of the art Compact Wheelchair Recliner to ensure that you are benefiting from the latest medical technology. Only available within the UK.

Buy with piece of mind

Design Specific will arrange for the delivery of your product and offer certificated training to your staff. You then have one full calendar month to assess the platform and get the impressions of all your staff and patients. At the end of the 30 days you can decide whether to retain the equipment on a rental or purchase basis. This is an unprecedented offer that should remove any uncertainties you may have regarding whether the equipment could work for you.

Excellent exchange terms

Our exchange terms are widely respected and allow you trade up to safe, stylish, modern equipment with no fuss. The entire process is streamlined to ensure the transition is quick and easy. We pick up and recycle the old machine and everything we do along the way is fully compliant with Medical Directive standards.

Get in touch to arrange a demo!

Contact one of our expert team to arrange a free, no obligation demonstration at a location that suites you.

Organise your demo today on **+1-302-353-4550 or +44 (0) 1273 813904** if you’re in the UK. Alternatively, visit our website **designspecific.us.com** for further information on our products and equipment.

Model numbers and ID’s

Transport and Treatment Chair
Model TTC | Device ID D1030

Bariatric Treatment Chair
Model BTC | Device ID D1019

Compact Wheelchair Recliner
Model CWR | Device ID D1006

Bariatric Bench
Model BB | Device ID D1011

Universal Headrest
Model UH | Device ID D1009

Shifter Base
Model SB



Design Specific US Inc. 1-302-353-4550 | sales@designspecific.us.com | designspecific.us.com

Design Specific Ltd. +44 (0) 1273 813904 | sales@designspecific.co.uk | designspecific.co.uk